

- (2) (a) J. C. Coll, D. R. Crist, M. del C. G. Barrio, and N. J. Leonard, *J. Am. Chem. Soc.*, **94**, 7092 (1972); (b) M. Doyle, W. Parker, P. A. Gunn, J. Martin, and D. D. MacNicol, *Tetrahedron Lett.*, 3619 (1970).
- (3) (a) Empirical force field calculations indicate a 9.9 kcal/mol barrier for the lowest bridge flipping process involving three successive single ring flips; (b) L. W. K. Chang, Ph.D. Thesis, Princeton University, 1977; (c) also see E. M. Engler, J. D. Andose, and P. v. R. Schleyer, *J. Am. Chem. Soc.*, **95**, 8005 (1973).
- (4) (a) N. L. Leonard, J. C. Coll, A. H.-J. Wang, R. J. Missavage, and I. C. Paul, *J. Am. Chem. Soc.*, **93**, 4628 (1971); (b) N. L. Leonard and J. C. Coll, *ibid.*, **92**, 6658 (1970); **93**, 287 (1971); (c) A. H. J. Wang, R. J. Missavage, S. R. Byrn, and I. C. Paul, *ibid.*, **94**, 7100 (1972).
- (5) W. Parker, R. L. Tranter, C. I. F. Watt, L. W. K. Chang, and P. v. R. Schleyer, *J. Am. Chem. Soc.*, **96**, 7121 (1974).
- (6) See also R. C. Bingham and P. v. R. Schleyer, *J. Am. Chem. Soc.*, **93**, 3189 (1971).
- (7) D. H. Aue, H. M. Webb, and M. T. Bowers, *J. Am. Chem. Soc.*, **97**, 4136 (1975).
- (8) G. A. Olah, G. Liang, P. v. R. Schleyer, E. M. Engler, M. J. S. Dewar, and R. C. Bingham, *J. Am. Chem. Soc.*, **95**, 6829 (1973).
- (9) Both proton and carbon-13 NMR shifts are reported in parts per million from external Me<sub>3</sub>Si (capillary) signal. Multiplicities and coupling constants were obtained with the aid of proton coupled spectra.
- (10) The dichloride **8** (X = Cl) is prepared just before use from diol **8** (X = OH) and thionyl chloride (in dry chloroform). The ionization of diol in SbF<sub>5</sub>-SO<sub>2</sub>ClF or FSO<sub>3</sub>H-SbF<sub>5</sub>-SO<sub>2</sub>ClF solutions only provides the 5-hydroxy-1-maxylyl monocation, which does not further ionize to give the dication **5**. Ion **5** slowly rearranges at -45 °C to give a species whose structure is under further investigation.
- (11) G. A. Olah, G. Liang, J. R. Wiseman, and J. A. Chong, *J. Am. Chem. Soc.*, **94**, 4927 (1972).
- (12) G. A. Olah and G. Liang, *J. Am. Chem. Soc.*, **95**, 194 (1973).

George A. Olah,\* Gao Liang

Department of Chemistry, Case Western Reserve University  
Cleveland, Ohio 44106

Paul v. R. Schleyer

Department of Chemistry, University Erlangen-Nurnberg  
Erlangen, Germany

William Parker, C. Ian F. Watt

Department of Chemistry, University of Stirling  
Stirling, Scotland

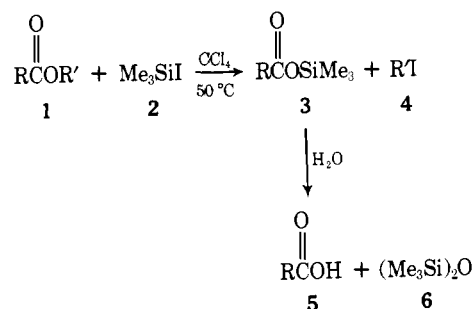
Received August 23, 1976

## Quantitative Dealkylation of Alkyl Esters via Treatment with Trimethylsilyl Iodide. A New Method for Ester Hydrolysis

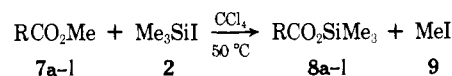
Sir:

The hydrolysis of alkyl carboxylic esters is usually carried out under acidic or basic conditions. Recently, several procedures have been developed which allow for hydrolysis under neutral conditions.<sup>1</sup> However, these procedures usually require the use of strong nucleophiles and high temperatures to effect dealkylation. We wish to report a very mild and extremely efficient alternative to the above methods, which proceeds in essentially quantitative yield under neutral conditions. It involves the treatment of alkyl carboxylic esters with trimethylsilyl iodide<sup>2-4</sup> followed by aqueous hydrolysis.

When a carboxylic ester **1** is mixed with trimethylsilyl iodide **2** in an aprotic solvent, e.g., carbon tetrachloride or deuteriochloroform, and the solution is warmed to 50 °C, a clean and efficient dealkylation occurs resulting in the formation of the trimethylsilyl carboxylate **3** and the alkyl iodide **4**. Aqueous hydrolysis of the silyl ester affords the acid **5** in essentially quantitative yield and presumably hexamethyldisiloxane **6**. For example, when a series of methyl esters **7a-l** is treated with



trimethylsilyl iodide **2** in CCl<sub>4</sub> at 50 °C, the corresponding silyl esters **8a-l** and methyl iodide **9** are produced in quantitative



yields. The time required for the conversion varies depending on the ester and ranges from 4 h for methyl cinnamate **7e** to 35 h for methyl benzoate **7b**. A variety of other alkyl esters (ethyl, isopropyl, *tert*-butyl, benzyl, etc.) **7m-y** can also be dealkylated in quantitative yield by this process. The results for a series of esters are listed in Table I.

We have investigated the effect of this dealkylation-hydrolysis technique upon other functionality in various ester substrates and have found it stable to a wide range of functional groups. For example, molecules containing isolated double bonds (e.g., methyl oleate **7f** and methyl linoleate **7g**), ketones (**7i**), aromatic ethers (**7j**), thioethers (**7k**), amines (**7l** and **7r**), and amides (**7s**) can all be converted into the corresponding acids in high yield without significant destruction of the additional functionality. However, Me<sub>3</sub>SiI rapidly converts dialkyl ethers into alkyl silyl ethers (and thus by hydrolysis into alcohols),<sup>5</sup> transforms alcohols into iodides,<sup>6</sup> and hydrolyzes some ketals to the corresponding ketones<sup>7</sup> in high yields so that these functionalities are not compatible with this ester hydrolysis technique. Further studies with more functionalized molecules are currently underway to determine the effect of Me<sub>3</sub>SiI on other functionality.

The possibility that the reactions we observe could be due entirely to small amounts of HI present in the Me<sub>3</sub>SiI cannot be totally discounted. However, in the presence of 10-15 mole % pyridine, ester dealkylation does occur, although at a somewhat slower rate. This leads us to believe that Me<sub>3</sub>SiI itself is causing dealkylation.

The possibility of selectivity between various alkyl esters toward this dealkylative hydrolysis procedure prompted us to investigate the reaction of a series of alkyl acetates and alkyl benzoates with differing alkyl groups (**7a, b, m, n, t-y**) under our conditions. From the data in Table I, it is obvious that *tert*-butyl esters and benzyl esters are rapidly dealkylated at 25 °C while with methyl, ethyl, and isopropyl esters dealkylation is very slow at 25 °C but proceeds at a moderate rate at 50 °C.<sup>8</sup> This would imply that *tert*-butyl and benzyl esters could be hydrolyzed selectively by this technique in the presence of the other alkyl esters, but that there would be essentially no selectivity between methyl, ethyl, and isopropyl esters at 50 °C.

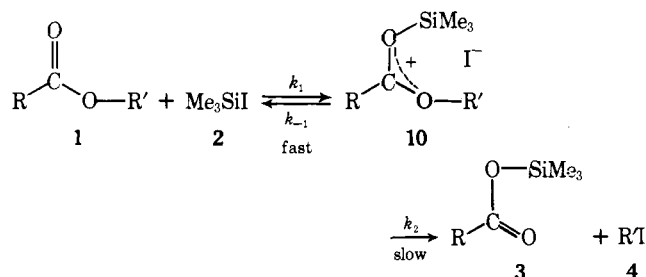
We suggest a rather straightforward mechanism for this process: the ester **1** reacts with trimethylsilyl iodide **2** in a fast and reversible step to produce the silylated ester iodide salt **10** which can then go on to products (**3** and **4**) in a slow, irreversible process by either an S<sub>N</sub>2 mechanism (R' = Me, Et) or an S<sub>N</sub>1 (S<sub>N</sub>i) mechanism (R' = *t*-Bu, CH<sub>2</sub>Ph). Further mechanistic discussion will await the full paper.

We have also made the interesting observation that when

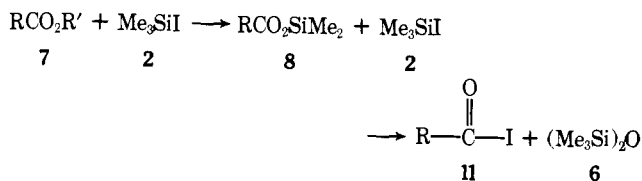
Table I. The Dealkylation of Esters by Me<sub>3</sub>SiI
$$\text{RCO}_2\text{R}' + \text{Me}_3\text{SiI} \rightarrow \text{RCO}_2\text{SiMe}_3 + \text{R}'\text{I}$$

Compound	R	R'	Temp (°C)	Solvent	Time (h)	Yield, <sup>a</sup> %
a	CH <sub>3</sub>	Me	50	CCl <sub>4</sub>	8	
b	Ph	Me	50	CCl <sub>4</sub>	35	85
c	CH <sub>3</sub> (CH <sub>2</sub> ) <sub>7</sub>	Me	50	CCl <sub>4</sub>	6	
d	CH <sub>3</sub> (CH <sub>2</sub> ) <sub>12</sub>	Me	50	CCl <sub>4</sub>	10	
e	PhCH=CH	Me	50	CCl <sub>4</sub>	4	
f	CH <sub>3</sub> (CH <sub>2</sub> ) <sub>7</sub> CH=CH(CH <sub>2</sub> ) <sub>7</sub>	Me	50	CDCl <sub>3</sub>	8	95
g	CH <sub>3</sub> (CH <sub>2</sub> ) <sub>4</sub> CH=CHCH <sub>2</sub> CH=CH(CH <sub>2</sub> ) <sub>7</sub>	Me	50	CDCl <sub>3</sub> /pyr	20	85
h	1-Adamantyl	Me	50	CDCl <sub>3</sub>	20	90
i	CH <sub>3</sub> CO(CH <sub>2</sub> ) <sub>4</sub>	Me	50	CDCl <sub>3</sub>	5	84
j	2-Furanyl	Me	50	CDCl <sub>3</sub>	7	
k	2-Thiophenyl	Me	50	CDCl <sub>3</sub>	24	80
l	2-NH <sub>2</sub> C <sub>6</sub> H <sub>4</sub>	Me	80	(CH <sub>2</sub> ) <sub>4</sub> SO <sub>2</sub>	1	82
m	CH <sub>3</sub>	Et	50	CCl <sub>4</sub>	24	
n	Ph	Et	50	CCl <sub>4</sub>	48	
o	CH <sub>3</sub> CH <sub>2</sub>	Et	50	CCl <sub>4</sub>	23	
p	(CH <sub>3</sub> ) <sub>2</sub> CHCH <sub>2</sub>	Et	50	CCl <sub>4</sub>	21	
q	CH <sub>3</sub> (CH <sub>2</sub> ) <sub>14</sub>	Et	50	CCl <sub>4</sub>	21	95
r	NH <sub>2</sub> CH <sub>2</sub>	Et	70	(CH <sub>2</sub> ) <sub>4</sub> SO <sub>2</sub>	48	84
s	AcNHCH <sub>2</sub>	Et	50	CDCl <sub>3</sub>	48	82
t	CH <sub>3</sub>	<i>i</i> -Pr	50	CCl <sub>4</sub>	10.5	
u	CH <sub>3</sub>	<i>t</i> -Bu	25	CCl <sub>4</sub>	1/6	
v	CH <sub>3</sub>	CH <sub>2</sub> Ph	25	CCl <sub>4</sub>	0.5	
w	Ph	<i>i</i> -Pr	50	CCl <sub>4</sub>	23	
x	Ph	<i>t</i> -Bu	25	CCl <sub>4</sub>	0.5	90
y	Ph	CH <sub>2</sub> Ph	25	CCl <sub>4</sub>	1.5	

<sup>a</sup> Yields are for isolated, purified products after aqueous workup. The acids were identified by comparison (MP, NMR, IR) with authentic samples. In all cases the silyl esters are formed in quantitative yields as shown by NMR measurements.



an ester **7** is treated with excess trimethylsilyl iodide **2** for extended periods of time, the initially formed trimethylsilyl carboxylate, **8**, is slowly and efficiently converted into the acyl iodide **11** in high yield. These compounds are identified by their



infrared (C=O, 1800–1830 cm<sup>-1</sup>) and NMR (δ 0.8 downfield shift of CH<sub>2</sub> α to C=O as compared to ester) spectra and by their conversion into the corresponding acids or esters upon addition of water or alcohol. For example, treatment of ethyl palmitate **7q** with 2.5 equiv of Me<sub>3</sub>SiI for 3 days at 75 °C affords palmityl iodide **11q** in ~70% yield (by NMR).

Trimethylsilyl iodide **2** is prepared easily from trimethylsilyl chloride in two steps in 90% overall yield. The chloride is converted quantitatively into hexamethyldisiloxane by addition of water and base (e.g., dimethylaniline). Slow addition of 2 equiv of iodine (via solid addition funnel) to a warm (60 °C)

solution of the disiloxane and 2 equiv of aluminum powder followed by reflux (1.5 h) and direct distillation affords a 90% yield of the iodide **2** as a clear water-white liquid (bp 106 °C). The compound is stable for long periods when stored in a dark, stoppered vessel under a nitrogen atmosphere at ~20 °C. Since it reacts vigorously with moisture, all transfers are done with a dry syringe. This preparation is a modification of Voronkov's original method.<sup>2</sup>

Additional experiments are underway to determine the full potential of this reagent. In addition to the dealkylation and hydrolysis of ethers and thioethers,<sup>5</sup> we are also currently investigating its reaction with amines and amides,<sup>5</sup> alcohols,<sup>6</sup> ketals, ketones, and epoxides,<sup>7</sup> and other functional groups.

## References and Notes

- (1) (a) For leading references, see J. E. McMurry and G. B. Wong, *Synth. Commun.*, **2**, 389 (1972); (b) P. S. Manchand, *Chem. Commun.*, 667 (1971); (c) P. Müller and B. Siegfried, *Tetrahedron Lett.*, 3565 (1973); (d) A. E. Greene, A. Cruz, and P. Crabbe, *ibid.*, 2707 (1976).
- (2) M. G. Voronkov and Yu. I. Khudobin, *Izv. Akad. Nauk SSR, Otd. Khim. Nauk*, 713 (1956).
- (3) Although dealkylation of ethers has been observed with trimethylsilyl iodide,<sup>4</sup> this is, to our knowledge, the first example of the dealkylation of alkyl carboxylic esters with this reagent.
- (4) (a) U. Krueker, *Chem. Ber.*, **95**, 174 (1962); (b) M. G. Voronkov, V. E. Puzanova, S. F. Pavlov, and E. I. Dubinskaya, *Izv. Akad. Nauk SSR, Ser. Khim.*, 448 (1975).
- (5) M. E. Jung and M. A. Lyster, unpublished results.
- (6) M. E. Jung and P. L. Ornstein, unpublished results.
- (7) M. E. Jung and W. A. Andrus, unpublished results.
- (8) Phenyl esters are stable to this technique, i.e., there is no formation of iodobenzene.

Michael E. Jung,\* Mark A. Lyster

Contribution No. 3706, Department of Chemistry  
University of California, Los Angeles  
Los Angeles, California 90024

Received August 19, 1976